

# Fact Sheet

## Bank Profile

Banque Saudi Fransi (BSF) is the successor to Banque de l'Indochine (est. 1949) and was established by Royal Decree No. M/23 as a Saudi Arabian joint stock company in 1977. With assets of SAR 231 billion (USD 62 billion), BSF is a leading bank in Saudi Arabia serving more than 1.2 million customers and employing 2,634 people.

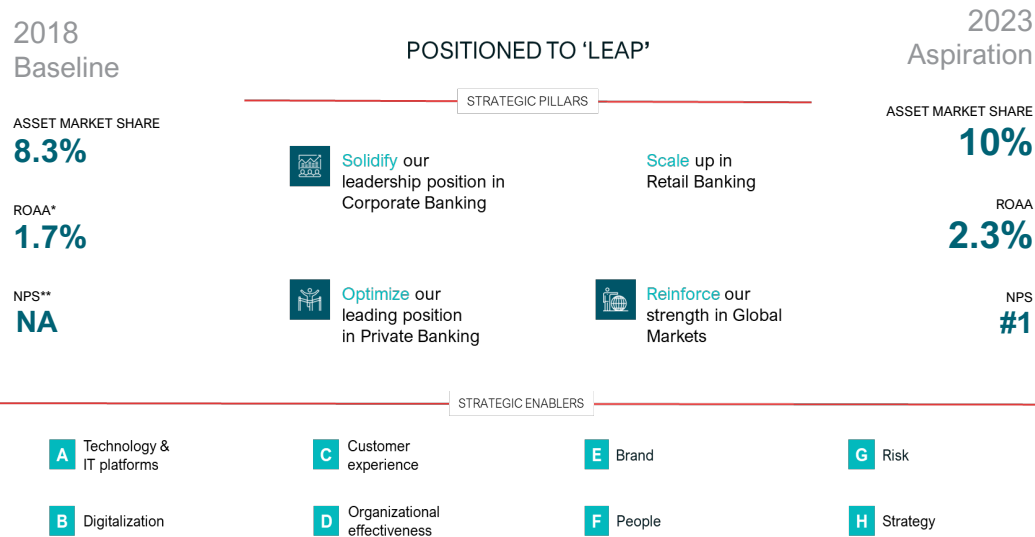
BSF is headquartered in Riyadh and has 82 branches, 457 ATMs, and 17,732 point of sale terminals located throughout Saudi Arabia.

The Bank aims to create long-term and personalized customer partnerships and is dedicated to gaining customer loyalty through banking expertise and provision of innovative and customized financial solutions.

### Universal Bank Model

- Full range of conventional and Islamic products and services, with core focus on the Saudi market.
- Leading Corporate bank in the Kingdom, complementing its product capabilities with a strong offering in treasury services, investment banking, investment advisory, asset management, local and international securities trading.
- Growing Retail platform catering to the premium segment where its Private Banking services are well established.

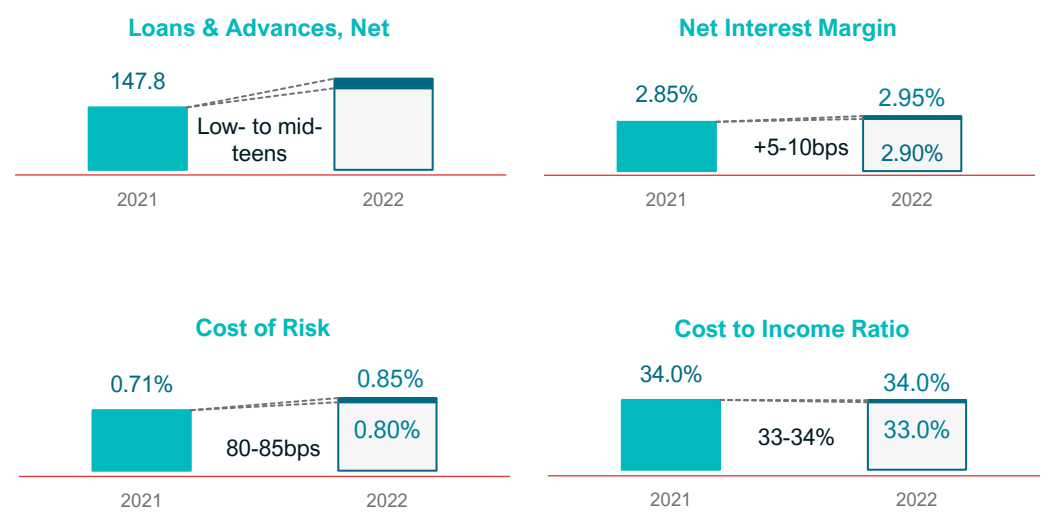
## BSF Strategy



## Key Figures Summary

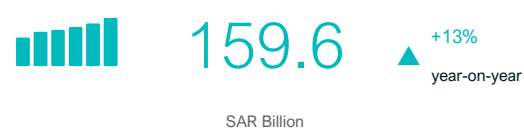
SAR (Mn)	1H 2022	1H 2021	Δ%
Operating income	3,747	3,549	+6%
Net income	1,712	1,549	+10%
NIM	2.76%	2.88%	-13 bps
Cost to income ratio	33.4%	34.3%	-1%
Cost of risk	0.75%	0.79%	-4 bps
ROE	8.8%	7.9%	+85 bps
ROA	1.53%	1.53%	+0 bps
Total assets	231,267	211,310	+9%
Total liabilities	193,525	172,051	+12%
Equity attributable to shareholders	32,742	34,259	-4%
NPL Ratio	2.48%	2.57%	-9 bps
NPL Coverage Ratio	126.46%	130.12%	-3.7%
T1 Ratio	18.07%	20.23%	-215 bps
CAR	19.20%	21.43%	-223 bps
LCR	200.98%	194.21%	+6.77%
Headline LTD Ratio	101.08%	100.71%	+0.37%

## Outlook & Guidance

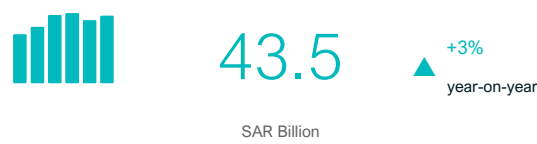


## 1H 2022 Financial Highlights

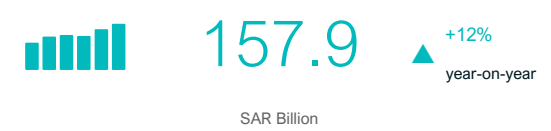
### Loans & Advances



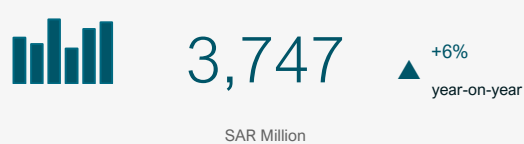
### Investments



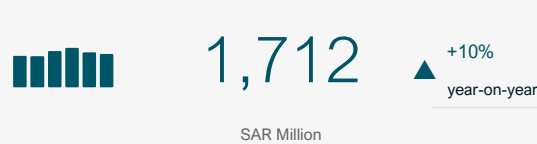
### Customers' Deposits



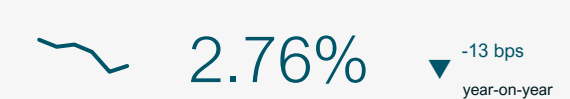
### Operating Income



### Net Income



### NIM



### NPL Ratio



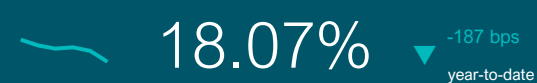
### NPL Coverage Ratio



### Cost of risk



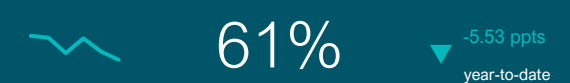
### T1 Ratio



### LCR

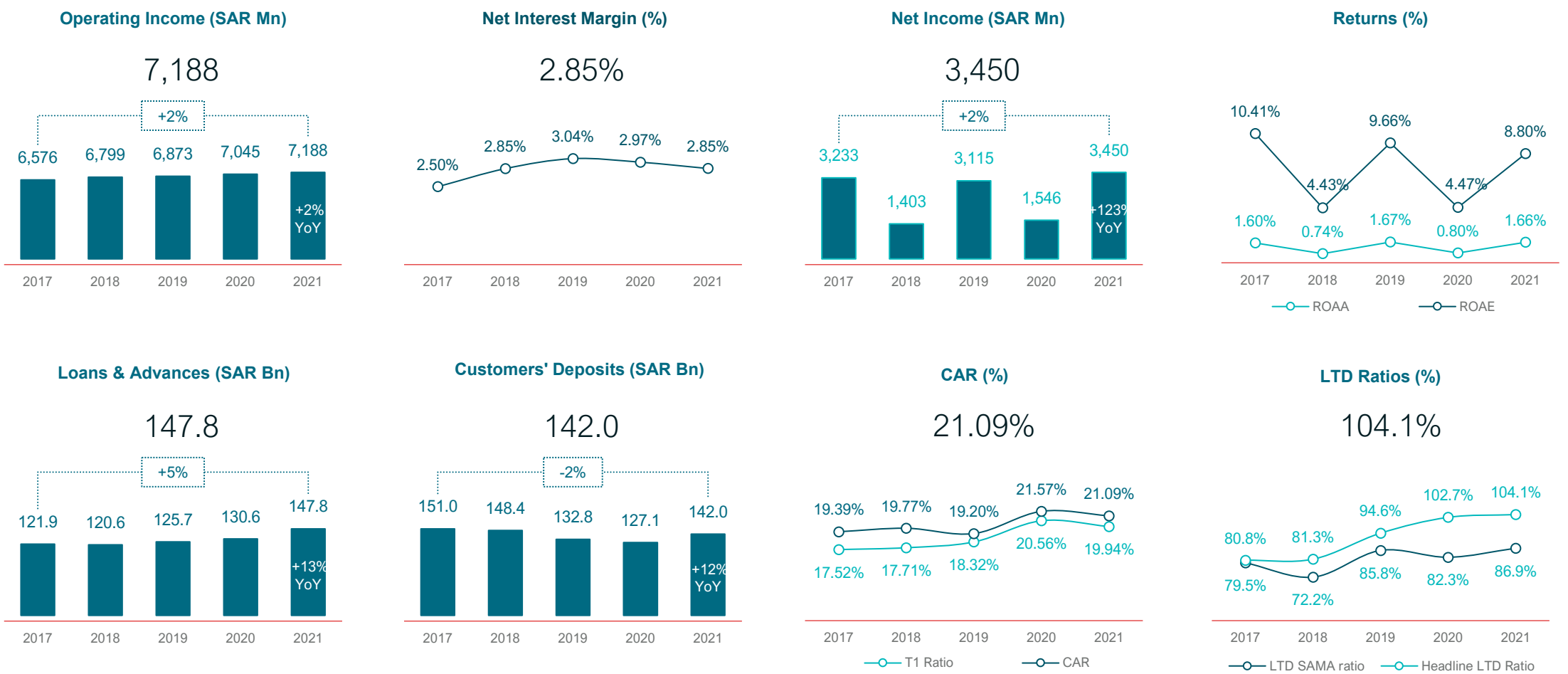


### NIBD % of Total Deposits



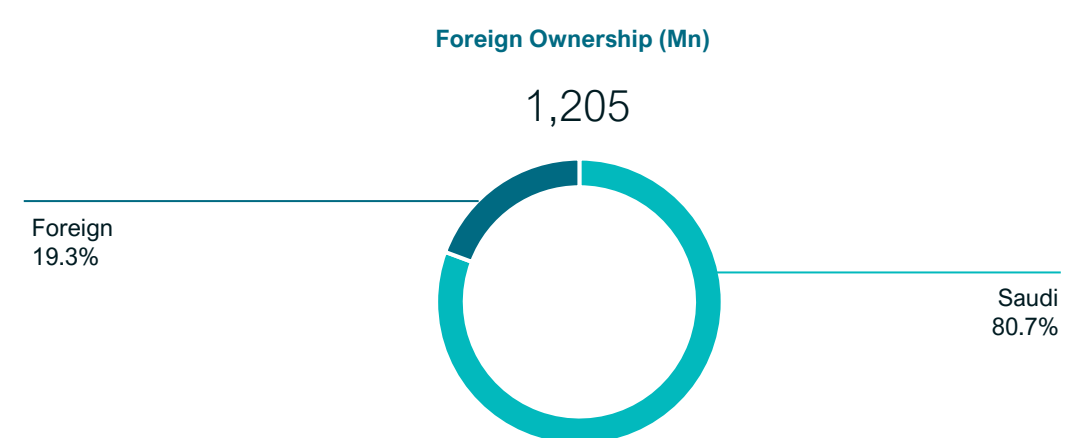
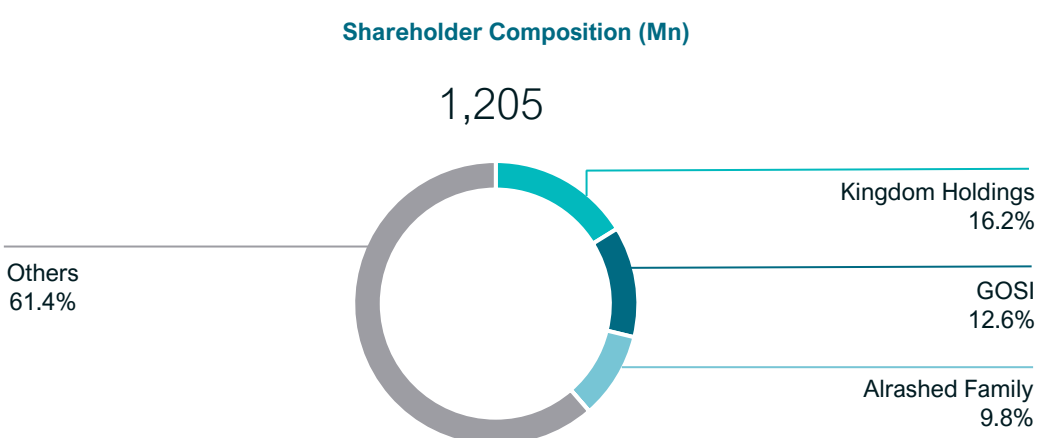
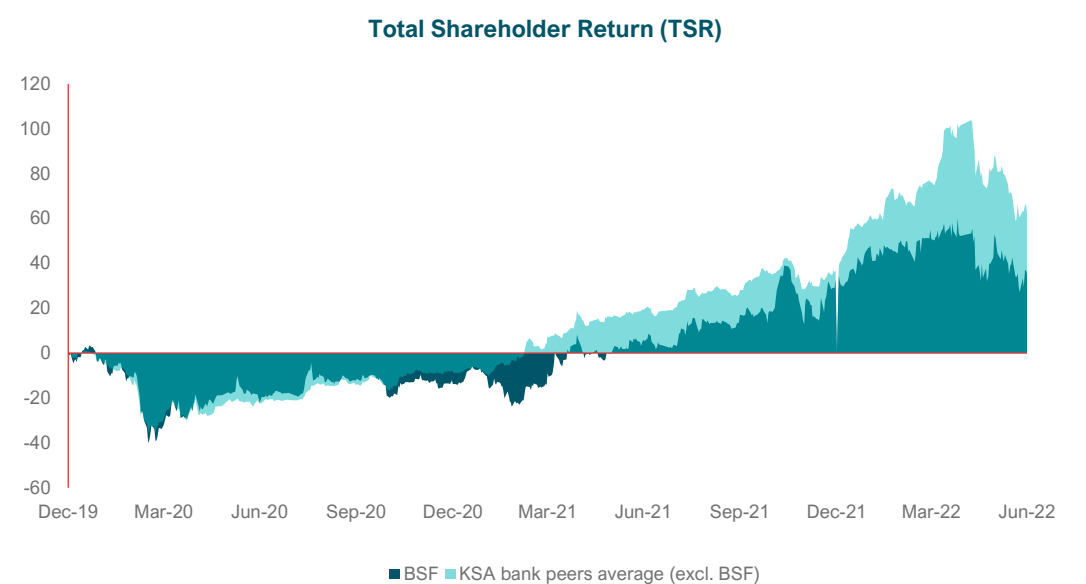
# Fact Sheet

## Financial Performance Track Record



## Market Parameters & Credit Ratings

Share Parameters	30 Jun 2022
Closing price (SAR)	47.40
52 weeks range (SAR)	36.3 - 57.2
Shares issued (million)	1,205
Market capitalization (SARbn)	57.13
Market capitalization to KSA bank sector	5.40%
Market cap to KSA stock market	0.50%
Price to tangible book value	1.74x
Price to earnings (FY 2021)	17.5x
Dividend yield (FY 2021)	3.2%



### Contact Investor Relations

**Banque Saudi Fransi**  
King Saud Street  
PO BOX 56006  
Riyadh 11554  
Kingdom of Saudi Arabia  
Email: [IR@alfransi.com.sa](mailto:IR@alfransi.com.sa)  
Web: <https://www.alfransi.com.sa>

